




MINISTAR S®

Innovative pressure moulding technique for practice and laboratory – quick, compact and precise.

Compact pressure moulding in record time



working temperature
reached within 1 second



4 bar working pressure



patented infrared
heater



3 years warranty and 10 years
warranty on availability of spare parts



clearly set out, large display

acoustically and optically assisted operator guidance

Scan function with immediate programming

surrounding channel for excess pellets

ergonomic pellet container

MINISTAR S[®] – The advantages at a glance

Working temperature reached within 1 second



The working temperature is reached immediately by swiveling the patented heater over the material after scanning or entering the heating time – and the material is thermoformed.

to this principle and the working pressure of 4 bar, precise and custom-fitting results for all material thicknesses from 0.1 mm up to 5.0 mm are guaranteed.

The unique thermostatic control of the heater ensures constant heating temperatures, regardless of external influences, such as room temperature and line voltage. Perfectly heated material and reproducible moulds are the result.

The MINISTAR S[®] utilizes the same proven principles as all SCHEU-DENTAL pressure moulding machines by heating the side of the material which is placed directly over the model, leading to an increase of the surface temperature of up to 60°C. Thanks

1 Place model on the platform or embed it into pellets and fix material with the locking ring.

2 Material parameters can be registered by scan technology or ...

3 ... entered manually.



Ergonomic pellet container



The ergonomically formed pellet container provides complete control for precise embedding and covering of the models. Excess pellets automatically fall into the channel surrounding the cup and are easily brushed back into the pellet container. Pellet cover

avoids adhesion of pellets to the heated soft material and is reusable.



The key pad is used to program and monitor all operating parameters, whilst the display shows you all the important information at all times. The working pressure is displayed throughout the pressure moulding procedure. Optical user prompting and acoustic signals support the handling during the work process, e.g., when the heating time elapses. Once the pressure chamber is sealed, the pre-programmed cooling period begins automatically. Its end is signalled both optically on the display and via the LED and acoustically. The AIR key controls the rapid depressurizing of the pressure chamber.




Scan function with immediate programming



All necessary data such as temperature, heating and cooling times are directly programmed by means of the barcode printed on each SCHEU-DENTAL material. The ergonomic design of the scanner allows utmost ease-of-use. By using the scan function, programming errors or choice of wrong material can be completely avoided. All the necessary information for user prompting and working parameters are shown on the large display during manual input.

4 After heating time has elapsed, swivel pressure chamber over the model and close locking handle.

5 After cooling time has elapsed, open pressure chamber: 1. open locking handle, 2. push clamping ring to the left, 3. open pressure chamber



Features MINISTAR S®

MINISTAR S®	230 V	115 V	100 V
REF	3501	3511	3521
Power	230 V, 750 W	115 V, 750 W	100 V, 750 W
Pressure	0.5 - 4.0 bar	0.5 - 4.0 bar	0.5 - 4.0 bar
Dimensions (W x D x H)	500 x 210 x 400 mm	500 x 210 x 400 mm	500 x 210 x 400 mm
Weight	9 kg	9 kg	9 kg

MINISTAR S[®] – Extensive range of material



For more details on
the extensive range
of SCHEU-DENTAL
material visit
www.scheu-dental.com.

At SCHEU-DENTAL, you will find the right material for each application. Our thermoforming sheets for medical applications are made from biocompatible and well-tolerated materials and are barcoded for quick, easy and safe processing.

Our service to you does not end when you purchase a machine. Our staff at SCHEU-DENTAL will be pleased to assist you with any problems or questions that may occur in your working routine – simply call us or our field service.

SCHEU-ACADEMY – advanced and regular training.

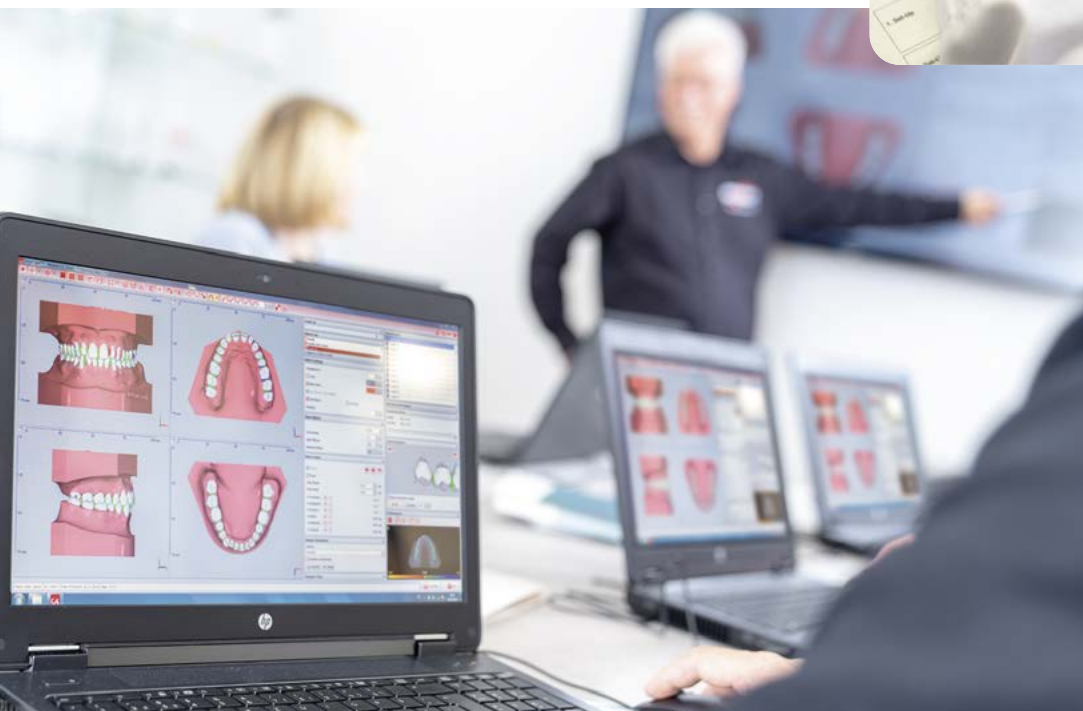
Continuous training is a key factor for the success in practices and laboratories. You and your team should always be up to date in order to deal with the challenges in the daily routines. For some years now, our SCHEU-ACADEMY offers advanced and regular seminars and training courses for dentists and dental technicians – from courses on CA®CLEAR ALIGNER and TAP® certification to pressure moulding workshops and courses on digital orthodontics and 3D printing. You'll learn how to achieve even more professional results in the future and how to implement newly gained knowledge into your work flow. Get to know our innovative products and techniques and get expert tips.

With the support of our internal and external speakers we offer various courses on advanced training at a regular basis. The training laboratory of our SCHEU-ACADEMY being part of our administrative building in Iserlohn is equipped with cutting-edge technology and can accommodate eight participants.

Working in small groups guarantees intense learning combined with individual advice and support. Our external courses chaired by renowned experts are held in selected training institutions or conference hotels.

Our current seminars and training courses for practices and laboratories can be found at:

www.scheu-academy.com



MINISTAR S®

Compact machine, great range of applications



Splints

Material: DURAN®
or DURASOFT® pd



Bleaching tray

Material: COPYPLAST®
or BIOPLAST® bleach



Surgical guide

Material: DURAN®



Individual tray

Material: IMPRELON®
(clear/opaque)



Moulds for temporaries

Material: COPYPLAST®



Longterm retainer

Material: Copyplast® C
or IMPRELON® S pd



Temp. dentures

Material: BIOCRYL® C
(rose transparent)



Orthodontic retainer and expansion plate

Material: BIOCRYL® C



Mouthguard

Material: BIOPLAST®
or BIOPLAST® XTREME
(color or multicolor)



Positioner

Material: BIOPLAST®
(transparent)



Splints for diagnostics

Material: BRUX CHECKER®
(red oder white)



Hard/soft splints

DURASOFT® pd with
DURASOFT® seal
(clear, blue or magenta)



Tooth-coloured temporaries and splints

Material: DURAN®+ A2



OSAMU-Retainer®

Material: IMPRELON® S pd
BIOPLAST®



Radiopaque splints

Material: BIOCRYL® Form X



IST® device

Material: DURAN®

