



## **BIOSTAR®**

The universal pressure moulding device for all applications  
in practices and laboratories – fast and accurate

# Pressure moulding in top form.

reaches working temperature in one second

patented thermostatic heating control

interface for simple updating

data base providing information on scanned material and indications

coloured 3.2" LCD display with acoustic and optical user prompting

illustrated application hints and animated videos





enlarged model cup

6 bar working pressure

3 years warranty and  
10 years availability  
of spare parts

ergonomic pellet container

scan function for  
immediate programming

BIOSTAR

## Features – all advantages at a glance.

### Reaching the working temperature in one second



As soon as the heater is swiveled over the material following scanning or programing the code, the BIOSTAR® reaches its working temperature immediately and the material can be plasticized.

pressure of 6 bar, the up to 60°C higher surface temperature on this side of the material guarantees perfectly precise pressure moulding results – from the thinnest material up to thicknesses of 5 mm.

Like all our SCHEU-DENTAL pressure moulding devices, the BIOSTAR® heats the side of the material which faces the model during pressure moulding. Together with the superior working

The heater's unique, patented thermostatic control ensures absolutely consistent working temperatures. The result: perfectly heated material and reproducible moulds at any time.

scan function for prompt  
bar code reading




short-wave, thermostatically controlled  
infrared heater reaching working  
temperature in 1 sec.



colour LCD display  
with illustrated  
processing advices



### Clearly set out, large colour display



The coloured 3.2" display with a resolution of 320 x 240 pixel leads you through the single working steps of the pressure moulding process, providing further information on the scanned material, its indications as well as a library with illustrated application hints for

the fabrication. The membrane keyboard with its 21 keys allows programming and controlling of all operation parameters, whereas the large display shows you a constant overview of all important information at any time. The working pressure is displayed throughout the complete pressure moulding process.

Once the pressure chamber is closed, the pre-programmed cooling phase starts automatically and is signalled both optically on the display and via the LED and acoustically. The AIR key controls the rapid depressurizing of the pressure chamber.

Optical user prompting, acoustic signals and animated videos facilitate the working process, e.g. after the heating time has elapsed.


### Ergonomic pellet container



The ergonomically designed pellet container is comfortable to hold and allows for controlled and precise embedding or covering of the models. Superfluous pellets fall back into the container and can then be re-used immediately.



## Comfortable handling



The enlarged model cup allows embedding of articulated as well as mounted models. The pellet cover included in the delivery prevents adhesion of the pellets to the heated soft material and is reusable.

The software can be updated via interface, if necessary.

## Scan function with immediate programming



All necessary data such as temperature, heating and cooling times are directly programmed by means of the bar code printed on each SCHEU-DENTAL material. The ergonomic design of the scanner ensures utmost ease-of-use.

By using the scan function, programming errors or choice of wrong material can be completely avoided. All the required information for user prompting and working parameters are shown on the large display during manual input.

enlarged model cup allowing for embedding articulated and mounted models



high pressure chamber enabling manufacture of bi-maxillary positioners



## Features BIOSTAR®

BIOSTAR®	230 V	115 V	100 V
REF	#3001	#3011	#3021
Power	230 V, 750 W	115 V, 750 W	100 V, 750 W
Working pressure	0.5 - 6.0 bar	0.5 - 6.0 bar	0.5 - 6.0 bar
Dimensions (W x D x H)	520 x 440 x 240 mm	520 x 440 x 240 mm	520 x 440 x 240 mm
Weight	14.4 kg	14.4 kg	14.4 kg

## Applications – A wide range of consumables.



Information on the wide range  
of SCHEU-DENTAL consumables can  
be found at  
[www.scheu-dental.com](http://www.scheu-dental.com)  
or in the sampler of pressure mould-  
ing material (REF (REF 3135.1)).

We at SCHEU-DENTAL offer you the right material for virtual-ly any desired application. Our pressure moulding material has been tested in terms of cell biology according to the international standards DIN EN ISO 10993 and 7405 and has been released for clinical purposes. The bar code on each blank ensures quick, safe and easy handling.

Of course, our service does not end when you purchase one of our devices: If you have any questions or experience any problems in your daily working routine, please feel free to contact the SCHEU-DENTAL team.

You can call us or arrange an appointment with our field sales staff to discuss specific questions.

# SCHEU-ACADEMY – advanced and regular training.

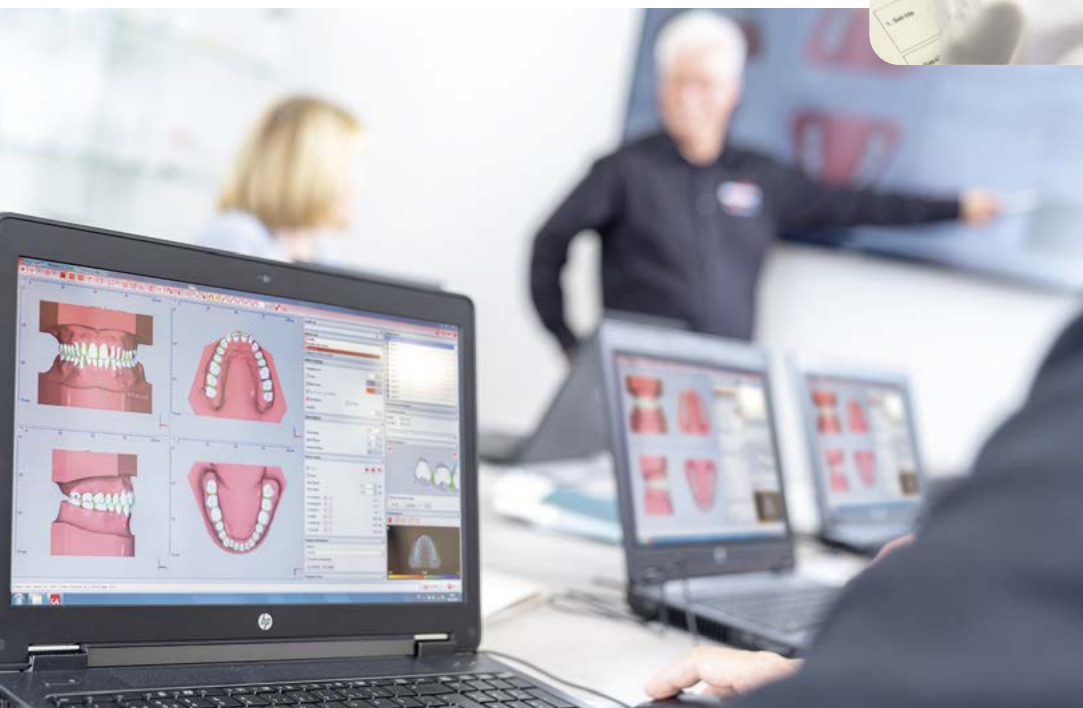
For you as a dentist, orthodontist or dental technician it is essential to keep pace with the latest developments and the challenges of your daily work routines. In this context, the participation in training courses plays an important role for the success of your practice or laboratory.

At a regular basis and for some years now, the SCHEU-ACADEMY organizes training courses held by internal and external lecturers and addressed to dentists, orthodontists and dental technicians. The course program covers CA® CLEAR ALIGNER and TAP® certification courses as well as pressure moulding workshops and user courses on digital orthodontics and 3D printing. With a practical orientation, you will learn how to achieve even more professional results in the future and how to incorporate newly gained knowledge in your working routines. Learn more about our innovative products and get practical tips from our experts.

The SCHEU-DENTAL training laboratory being part of the administration building in Iserlohn offers working places for 8 participants and is equipped with cutting-edge technology.

Working in small groups, you can benefit from in-depth learning and individual consultation and support. The external courses chaired by renowned experts take place in selected training institutes and seminar hotels.

Please visit [www.scheu-dental.com/en/scheuacademy](http://www.scheu-dental.com/en/scheuacademy) for our actual seminars and training courses.



# BIOSTAR®

Top results for a variety of indications:



**TAP® splints**

Material: DURASOFT® pd 2,5 mm



**IST®-Appliance**

Material: DURAN®



**Orthodontic retainer and expansion plate**

Material: BIOCRYL® C



**Individual impression tray**

Material: IMPRELON®  
(klar oder opak)



**Positioner**

Material: BIOPLAST®  
(transparent)



**OSAMU-Retainer®**

Material: IMPRELON® S pd  
BIOPLAST®



**Splints for diagnostics**

Material: BRUX CHECKER®



**Moulds for temporaries**

Material: COPYPLAST®



**Temporary splints**

Material: DURAN®



**Tooth-coloured temporaries and splints**

Material: DURAN®+A2



**Temporary dentures**

Material: BIOCRYL® C  
(rose-transparent)



**Mouthguard**

Material: BIOPLAST® or  
BIOPLAST® XTREME  
(coloured or multicoloured)



**Splints and anti-snoring splints**

Material: DURAN®, IMPRELON®  
S pd or DURASOFT® pd



**Hard/soft splints**

Material: DURASOFT® pd  
with DURASOFT® seal  
clear, blue magenta



**Bleaching splint**

Material: COPYPLAST® or  
BIOPLAST® bleach



**Surgical guides**

Material: DURAN®



**Radiopaque splints**

Material: BIOCRYL® Form X

GB 300/02/23 G REF 0311.02

