

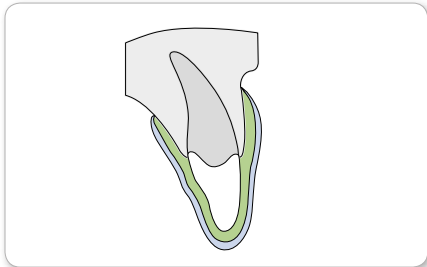


## **BIOPLAST® mouthguard**

for increased safety in recreational and professional sports

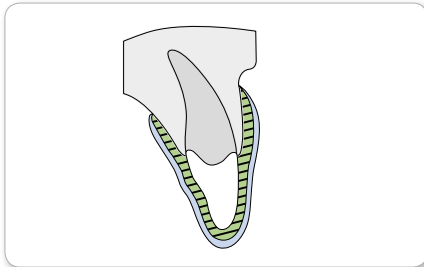
# For any challenge:

## Three mouthguard types



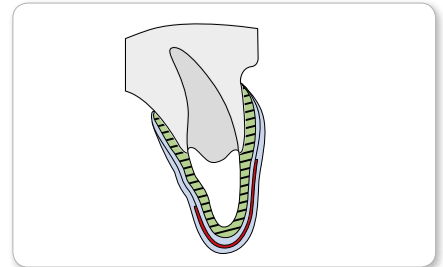
### BIOPLAST® MASTER:

- for all recreational sports
- proven, two-layer mouth guard for high protection and comfort
- many colours and patterns available



### BIOPLAST® XTREME/DECO:

- suited for contact sports, as it protects against hard and concentrated hits
- with integrated reinforcement section in the front teeth area
- double-layer laminate construction for best protection and comfort



### BIOPLAST® XTREME PRO:

- for professional contact sports with expected concentrated hard hits (impact is distributed across a greater area)
- four-layer construction for the best protection and comfort
- with integrated reinforcement area and supplemental hard-elastic insert around the front teeth area

## BIOPLAST® MASTER

There are no limits to individualization: a variety of colours and patterns is available. Logos and names can also be inserted if required, avoiding teammates mixing up their mouth guards.



\*\* Base material.  
For adequate and sufficient protection, a second layer has to be laminated on top of the first one.

### BIOPLAST® COLOR\*\*

// 3.0 x 125 mm*	○ clear	3187
// 3.0 x 125 mm*	● red	3382
// 3.0 x 125 mm*	● blue-transparent	3356
// 3.0 x 125 mm*	● red-transparent	3355
// 3.0 x 125 mm*	○ white	3445
// 3.0 x 125 mm*	● black	3448
// 3.0 x 125 mm*	● neon red	3352
// 3.0 x 125 mm*	● neon green	3353
// 3.0 x 125 mm*	● azure blue	3354
// 3.0 x 125 mm* Color-Set	One sheet each of clear, blue-transparent, red-transparent, yellow, red, white, black, neon red, neon green, azure blue.	3271

\* 10 pcs.  
Material in yellow is included in the Color Set; it is not available separately.

CE

### BIOPLAST® MULTICOLOR\*\*

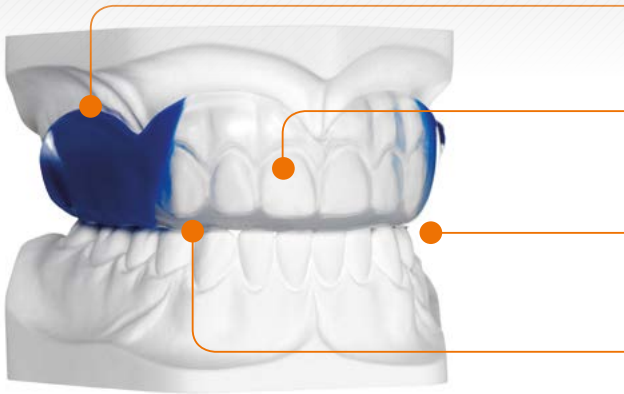
// 3.0 x 125 mm*	● Germany	3390
// 3.0 x 125 mm*	● France	3391
// 3.0 x 125 mm*	● Italy	3392
// 3.0 x 125 mm*	● Spain	3393
// 3.0 x 125 mm*	● Sweden	3394
// 3.0 x 125 mm*	● Brazil	3395
// 3.0 x 125 mm*	● Transylvania	3396
// 3.0 x 125 mm*	● Atlantis	3397
// 3.0 x 125 mm*	● White Dots	3398
// 3.0 x 125 mm*	● Green Dots	3399
// 3.0 x 125 mm*	○ Multicolor Set	3400

\* 10 pcs.

CE

# BIOPLAST® XTREME/DECO

One pressure moulding sheet – two different degrees of hardness!



**Lateral segment, coloured,**  
of BIOPLAST® 3.0 mm Shore 80 A

**Frontal reinforced segment, clear-transparent,**  
of BIOPLAST® XTREME 3.0 mm Shore 92 A

Thanks to the **V-shape** of the plate, by changing the position of the model you can vary the size of the reinforced anterior section for individual patients.

**Laminated cover plate,** clear-transparent, of BIOPLAST® 2.0 mm Shore 80 A resp. 1.0 mm (BIOPLAST® XTREME PRO)



In addition to the two-color material, a new manufacturing technology also enables photorealistic, multi-color designs.



## BIOPLAST® XTREME PRO

This four-layer construction comes with an additional hard-elastic layer for integrated reinforcement in the front tooth area.



### BIOPLAST® XTREME

// 4.0 x 125 mm*	● red	3295
// 4.0 x 125 mm*	● blue	3296
// 4.0 x 125 mm*	● black	3297
// 4.0 x 125 mm*	○ clear	3298
// 5.0 x 125 mm*	● red	3286
// 5.0 x 125 mm*	● blue	3287
// 5.0 x 125 mm*	● black	3288
// 5.0 x 125 mm*	○ clear	3289

\* 10 pcs. only for MINISTAR® beginning with 4/92 and BIOSTAR® 4/99

CE

// BIOPLAST® XTREME Kit*	● red	3283
1x BIOPLAST® XTREME (5.0 x 125 mm), 1 bag of 15 g CETRON® cleansing powder, 1 BIOPLAST® insulating agent, retainer box		
// BIOPLAST® XTREME Kit*	● blue	3284
Content as above		
// BIOPLAST® XTREME Kit*	● black	3285
Content as above		

\* only for MINISTAR® beginning with 4/92 and BIOSTAR® 4/99

CE

### BIOPLAST® XTREME DECO

// 5.0 x 125 mm*	chinese	3312
// 5.0 x 125 mm*	dragon	3313
// 5.0 x 125 mm*	kiss	3314
// 5.0 x 125 mm*	aqua	3315
// 5.0 x 125 mm*	stone	3316
// 5.0 x 125 mm*	lion	3317

\* 5 pcs. only for MINISTAR® beginning with 4/92 and BIOSTAR® 4/99

CE

### BIOPLAST® XTREME PRO

// BIOPLAST® XTREME PRO Kit*	● red	3292
1x BIOPLAST® XTREME (4.0 x 125 mm), 1x BIOPLAST® clear (2.0 x 125 mm), 1x DURAN® (0.75 x 125 mm), 1 bag of 15 g CETRON® cleansing powder, 1x BIOPLAST® insulating agent, retainer box		
// BIOPLAST® XTREME PRO Kit*	● blue	3293
Content as above		
// BIOPLAST® XTREME PRO Kit*	● black	3294
Content as above		

\* only for MINISTAR® beginning with 4/92 and BIOSTAR® 4/99

CE

# Accessories



## Retainer Boxes

For clean and hygienic storing of BIOPLAST® mouth guard. Available in five colours.

### // Retainer Boxes

5435

\* 10 pcs.



## Finishing Set

Assortment containing 8 grinding instruments with colored marking for easy identification – for cutting and finishing soft elastic and hard elastic material.

### // Finishing Set

3378

Set comes with cutting bur, finishing bur, HM Carbide cutter, BIOPERM Trimmer, POLYFIX, OSAMU polisher, DIMO®PRO SLIM, pulp stone



## Trimmer and Polisher

For optimal trimming and polishing of BIOPLAST® material. BIOPERM- Trimmer for finishing the edges. POLYFIX for exposure of frenula. OSAMU-Polisher for final polishing.

### // BIOPERM- Trimmer

blue, 2 pcs.

3226

### // POLYFIX on mandrel

brown, 1 pc.

3371

### // POLYFIX

brown, 6 pcs.

3372

### // OSAMU-Polisher

grey, 2 pcs.

3247



## DIMO®PRO

Trimming wheel made of a latex filled abrasive with long working time for BIOPLAST® material, incl. mandrel

### // DIMO®PRO

wheel 24 x 6 mm

3381

### // DIMO®PRO SLIM\*

wheel 24 x 4 mm

3376

10/50 pcs. \* Tapered edge.



## BIOPLAST®-insulating agent

Insulating agent for plaster models when working with BIOPLAST® material, especially when fabricating positioners and mouth guards. For absolute transparency and smooth inner surfaces.

### // BIOPLAST-Insulating agent, 500 ml

3189



## Print media

Information material for patients, available in English and German.

### // BIOPLAST® Flyer

0308

### // BIOPLAST® Poster

0388

Details in regard to the fabrication of a BIOPLAST® mouth guard can be taken from our application booklet or fabrication video at [www.scheu-dental.com](http://www.scheu-dental.com).

